



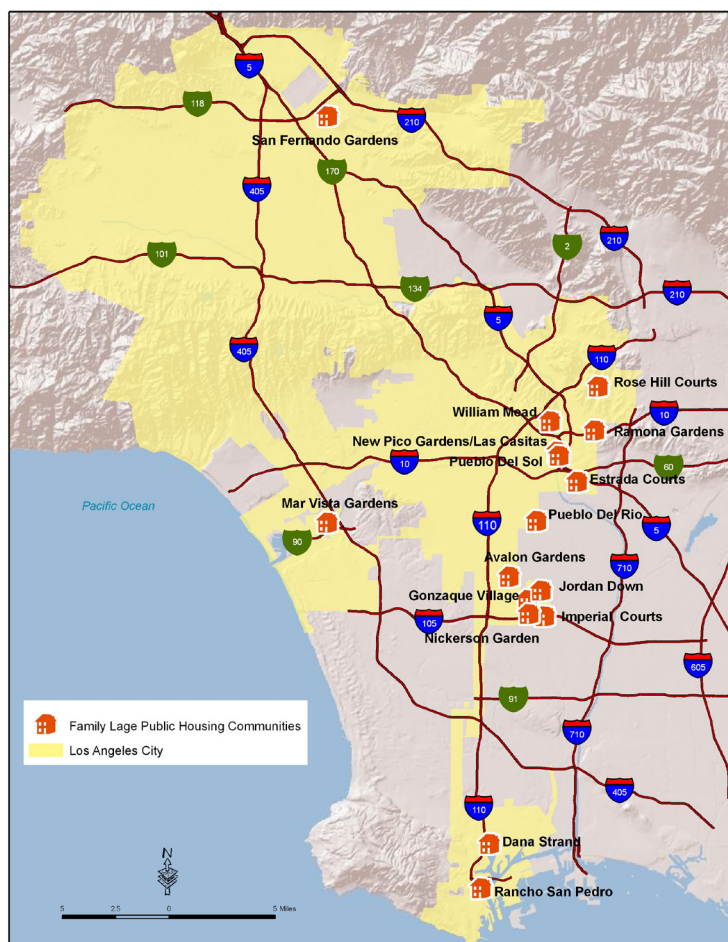
Working to Bridge the Digital Divide

About HACLA

The Housing Authority of the City of Los Angeles (HACLA) is a state-chartered public agency. It provides the largest stock of affordable housing in Los Angeles and is one of the nation's leading public housing authorities. It is also one of the oldest, providing quality housing options and supportive services to the citizens of LA since 1938.

HACLA's annual budget exceeds \$1 billion. Its funds come from five main sources: HUD's annual operating subsidy, HUD's annual Capital Fund, Section 8 administrative fees, rent from public housing residents, plus other program and capital grants from various sources. HACLA continues to explore alternative funding sources and has built numerous key partnerships with City and State agencies, nonprofit foundations, community-based organizations and private developers.

PUBLIC HOUSING MAP



HACLA Today

HACLA owns and manages a citywide portfolio of approximately 9,355 units and administers monthly housing assistance payments for over 50,000 households throughout LA.

Section 8 Contracts:

- 52,597 total units : Voucher Program with 45,600 units allocated, VASH with 2,000 units
- **Special Programs:** New Construction with 1,900 units, Moderate Rehab (including SRO) with 1,400 units, Shelter+Care: 3,000 units, HOPWA 200 units

Conventional Public Housing:

- Owned and managed by HACLA:
 - 6541 units in 14 large Family housing communities
 - 57 units in two Senior/Disabled properties
- Privately owned and managed:
 - 336 units in 2 properties

Asset Management:

- 2,434 total units
 - subsidized with 1278 units
 - Unsubsidized with 1,124 units
 - Tax Credit, 32 units

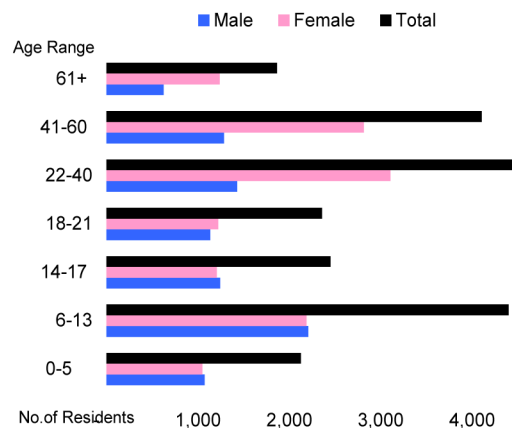
How Affordable is Public Housing?

- Rent for families in the Public Housing and Section 8 programs is approximately 30% of their family adjusted family income — HUD subsidies make up the difference.
- Average family monthly income in Public Housing is \$1,391 (\$16,690 annually)
- Average monthly rent is \$343.
- Public Housing households receive income from one or more sources: 51% of households receive wages; 49% receive public assistance; 37% receive Social Security, SSI or pension income; and 19% receive other type(s) of income.

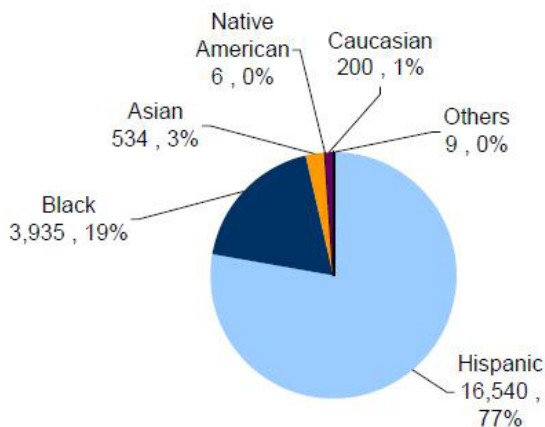
Age and Gender

Total All Family Public Housing Communities

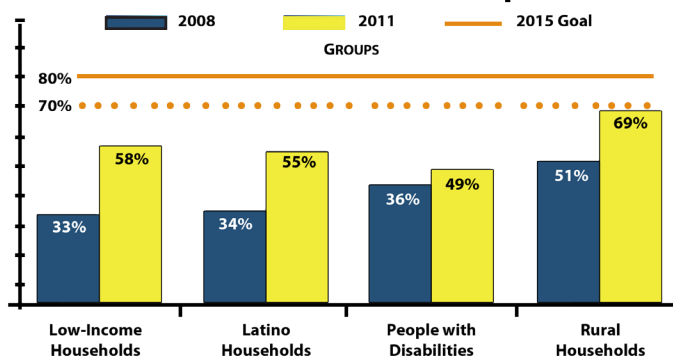
- 44% of residents are 0-17, 49% of residents are 18 - 60, and 8% of residents are 61 and over



Ethnic Profile in Public Housing



California Broadband Adoption



(California Emerging Technology Fund, Annual Report 2011-2012)

REGIONS

