



*The Public*  
ADVOCATES  
OFFICE

# Overview of the Public Advocates Office's Transmission Data Dashboard

Assembly Utilities and Energy Committee Hearing  
Strategies to Reduce California's Transmission Costs

March 26, 2025

## Our Mission

- Obtain the lowest possible rates for customers consistent with safe, reliable service, and the state's energy and climate goals.
- Advocate for residential and small business customers before the California Public Utilities Commission (CPUC) and in other forums.
- Focus on issues affecting customers of electric, gas, water, and telecommunications services.

*We are an independent organization at the CPUC  
(see Public Utilities Code Sections 309.5 and 305)*



# California's Transmission Challenges

- **California's ambitious climate goals require a rapid and extensive build-out of the transmission grid** to support clean energy sources like wind and solar.
- **Transmission projects often face significant delays.**
  - 70% of PG&E's completed projects experienced up to 10 years of delay.
- **The growing backlog and slow development timelines threaten California's ability to meet its climate and energy goals.**
- **Rising costs could lead to higher electricity rates for consumers.**

# Public Advocates Office's Transmission Dashboard

## *Providing Insight into California's Transmission Landscape*

- Transmission data resides in disparate locations – we created a single source to show history and status of transmission projects.
- The Dashboard:
  1. Provides a comprehensive overview of historical, current, and future California Independent System Operator (CAISO)-approved transmission projects.
  2. Offers key metrics and trends to inform decision-makers about the progress and challenges in expanding the state's transmission grid.
  3. Identifies bottlenecks and areas where action may be needed to accelerate project completion and control costs.

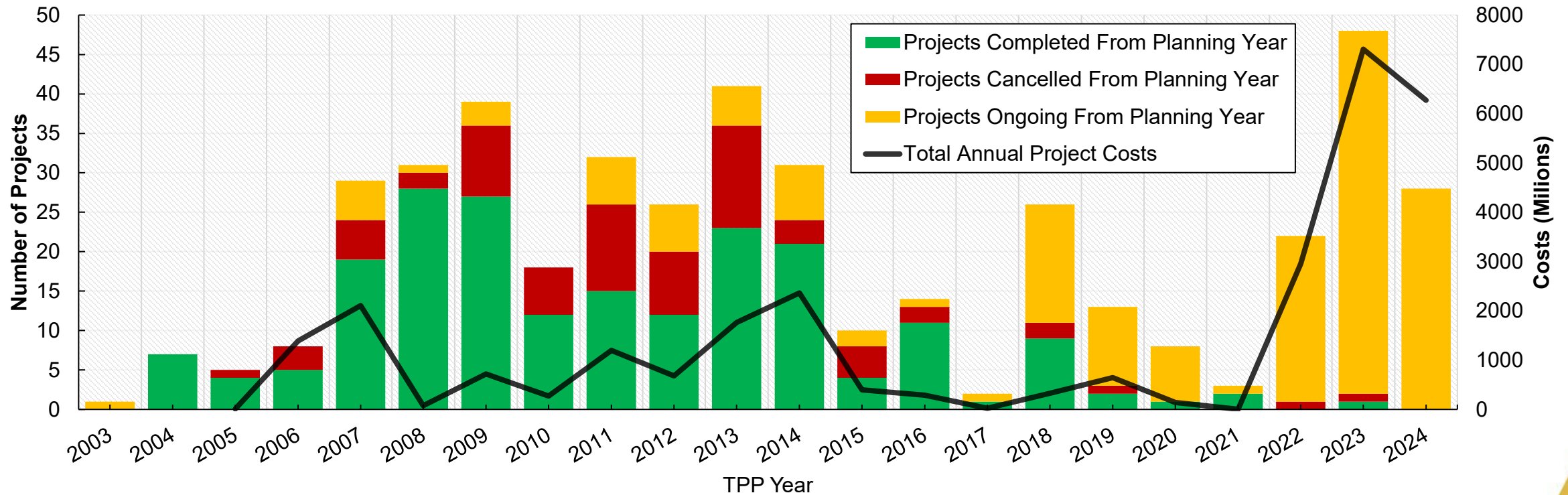
# CAISO Transmission Project Status

## CAISO-Approved Project Status (2000-2024)

- **451 Total Projects**
- **211 Completed Projects**
- **74 Cancelled Projects**
- **166 Ongoing Projects**
  - **~38% since 2003**

- The backlog of projects is large and growing.
- **The total cost estimate for all ongoing CAISO projects is \$19.13 billion** (these costs aren't in rates yet).
- Projects are not completed as fast as new ones are approved.
  - Only 16 of 152 projects approved since 2017 are now operational.
  - 7 projects are cancelled or rescope.

# The CAISO's recent Transmission Plans underscores the need for an unprecedented rate of policy-driven transmission development

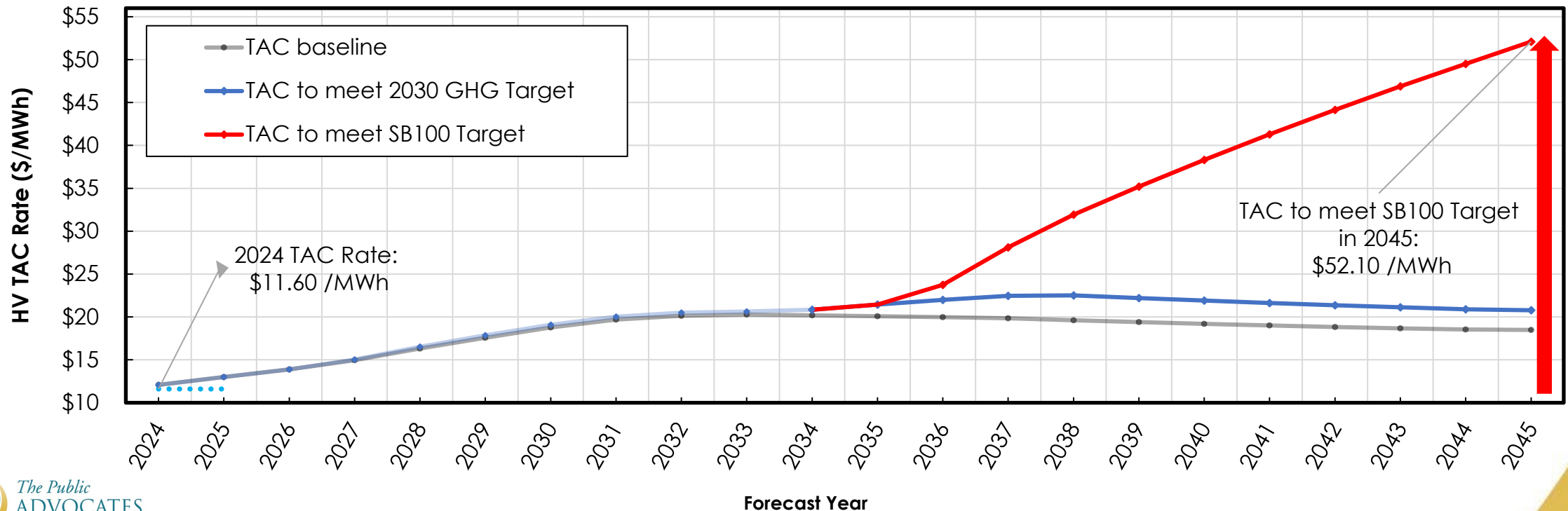


**CAISO-approved transmission projects** are not completed by Investor-Owned Utilities (IOUs) as fast as the CAISO is approving them. Since 2003, 38% of CAISO-approved projects are still ongoing and estimated at \$19.13 billion.



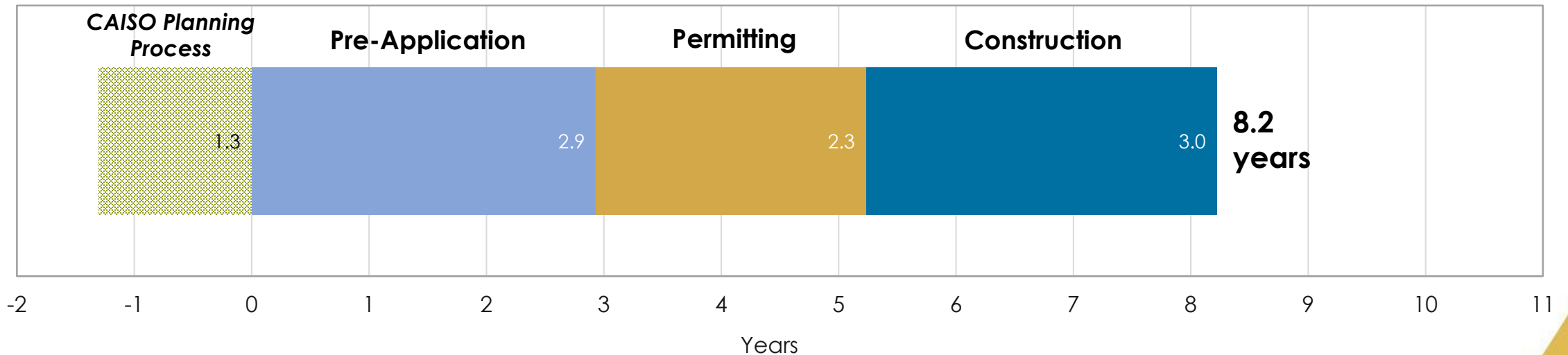
# Transmission Rates Will Go Up

- **The High Voltage Transmission Access Charge (TAC)** is a rate component set by the Federal Energy Regulatory Commission to recover transmission costs.
- The **TAC increased by 3.7x since 2009** and could increase by another 4.5x to meet the SB 100 procurement target by 2045.



# Transmission Timeline

- Transmission owners are responsible for about 72% of the average project timeline (Pre-App and Construction).
  - About 36% of the average project timeline is spent waiting for an application to be submitted to the CPUC.
- CPUC permits are only needed for large and new projects (about 11% of all CAISO-approved projects).







*The Public*  
**ADVOCATES  
OFFICE**

**Contact Us**

**Legislative Contact**

[Matthew.Marcus@cpuc.ca.gov](mailto:Matthew.Marcus@cpuc.ca.gov)

Visit our website at [www.publicadvocates.cpuc.ca.gov](http://www.publicadvocates.cpuc.ca.gov).

Access the Public Advocates Office's Transmission Data Dashboard here:

<https://www.publicadvocates.cpuc.ca.gov/press-room/reports-and-analyses/transmission-data-dashboard>.