



**California
Housing
Partnership**

*California's Experts on Affordable
Housing Finance, Advocacy & Policy*

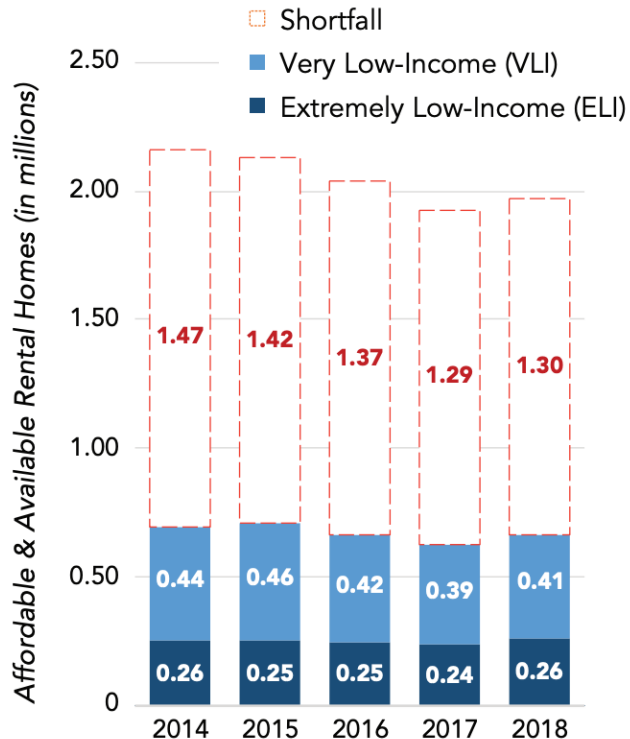
PATH FORWARD: GETTING TO ZERO CARBON EQUITABLY IN EXISTING BUILDINGS

Srinidhi Sampath Kumar
Sustainable Housing Policy and Program Manager
ssampath@chpc.net
Aug 25th, 2021

Housing Landscape

CALIFORNIA NEEDS 1.3 MILLION MORE AFFORDABLE RENTAL HOMES

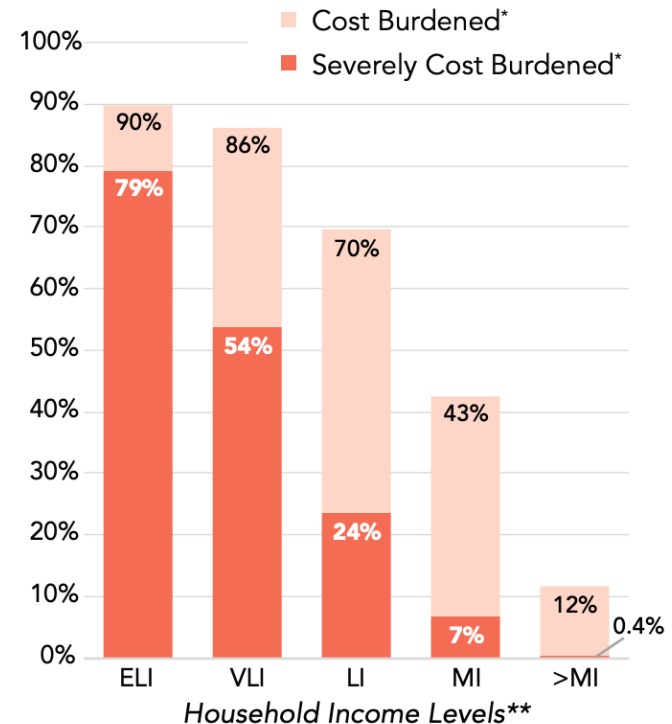
While the shortfall has declined by 11% since 2014, the share of housing need not being met has remained relatively constant because the number of low-income households has also declined.*



Source: California Housing Partnership analysis of 2018 1-year American Community Survey (ACS) PUMS data with HUD income levels. Methodology was adapted from NLIHC gap methodology.

*The proportion of total unmet housing demand for low-income renters (shortfall / total demand) from 2014 to 2018, was 68%, 67%, 67%, 67%, and 66%, respectively.

79% OF CALIFORNIA'S EXTREMELY LOW-INCOME HOUSEHOLDS ARE SEVERELY COST BURDENED COMPARED TO 7% OF MODERATE-INCOME HOUSEHOLDS



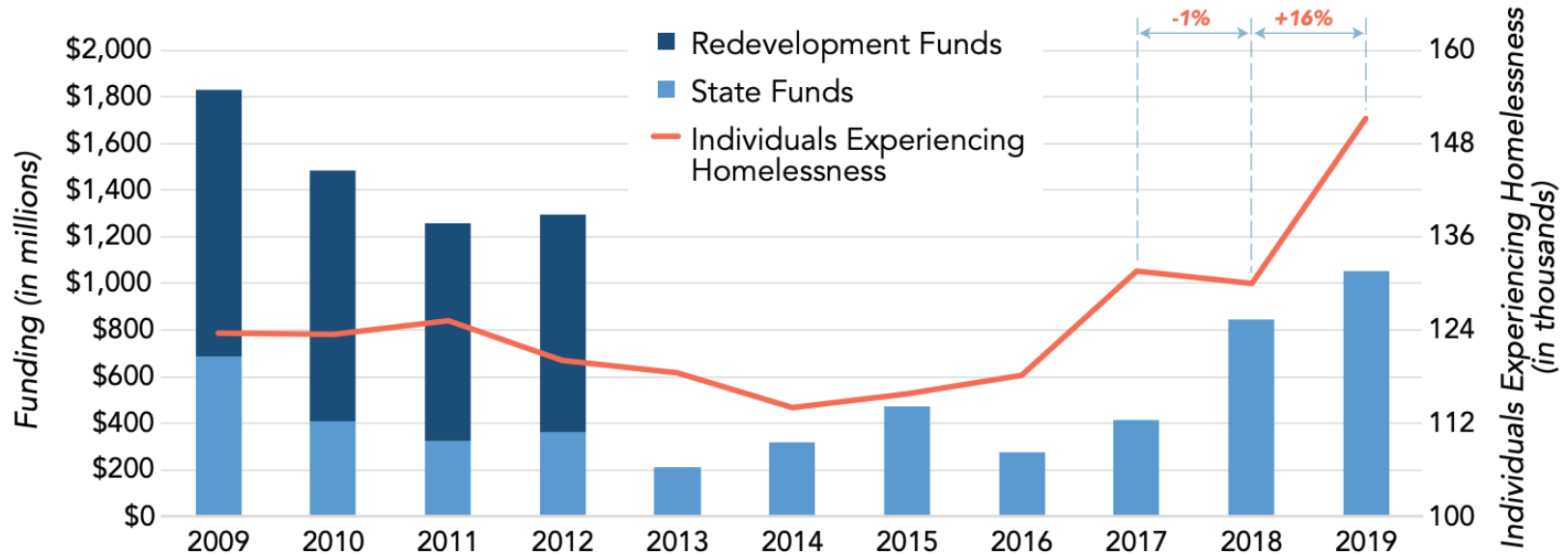
Source: California Housing Partnership analysis of 2018 1-year American Community Survey (ACS) PUMS data with HUD income levels. Methodology was adapted from NLIHC gap methodology.

*Cost burdened households spend 30% or more of their income towards housing costs. Severely cost burdened households spend more than 50%.

**ELI: Extremely Low-Income, VLI: Very Low-Income, LI: Low-Income, MI: Moderate-Income, >MI: Above Moderate-Income

Housing Landscape

DESPITE THE 2017 HOUSING PACKAGE, STATE FUNDING STILL FALLS SHORT, UNDERMINING PROGRESS ON HOUSING INDIVIDUALS EXPERIENCING HOMELESSNESS



Source: California Dept. of Housing and Community Development (HCD) Redevelopment Housing Activities Report 2009 -2011. HCD Program Reports, 2009-2019. U.S. Dept. of Housing and Urban Development (HUD) PIT and HIC Data since 2007. California Business, Consumer Services and Housing Agency, Homeless Emergency Aid Program, 2018. California Strategic Growth Council Affordable Housing and Sustainable Communities Program, 2014-2019. Note: Fiscal years are represented by the second half of the fiscal year (e.g. FY 2008-2009 is presented as 2009).

Current Barriers to Electrifying Existing Buildings

- Top Barriers
 - Funding
 - Rates
 - Technical Challenges
- Other Barriers
 - Developer size and expertise

Recommendations

- Key recommendations:
 - Increase and provide stable funding to programs like Low Income Weatherization Program (LIWP). Funding should also include TA
 - Ensure alignment between climate and housing policies
- Other recommendations:
 - Training: residents, contractors, engineers
 - Fast-tracking permits both from utilities and code enforcement
 - Pilot decarb buildings in different regions and track costs gaps
 - Huge opportunity to do health related upgrades

Other Challenges

- Developer size
- Property size
- Portfolio region and disparate local reach codes
- Maintenance staff and vendors
- Availability of equipment that have operating history, contractor availability and experience, willingness of the team
- Equipment challenges: central domestic hot water and laundry systems
- Resilience during shut offs and storage issues
- System Sizing issues

Partnership-led Affordable Housing Convenings

- Gas stoves
 - EV
- Prevailing Wages
 - Costs
- Commercial lease
 - Funding
 - Risks

Resources

- 2020 California Affordable Housing Needs Report:
<https://chpc.net/resources/2020-statewide-housing-needs-report/>
- COVID-19 Exacerbates Cost of Living Challenges Throughout the State:
<https://chpc.net/covid-19-exacerbates-cost-of-living-challenges-throughout-the-state/>
- To release in Q1 2021: Guidance document on Affordable Housing Decarbonization